



CHAIRE SANTÉ

UNE CHAIRE DE
LA FONDATION DU RISQUE



Cahiers de la Chaire Santé



Providing care for an elderly
parent: interactions among
siblings

Auteurs : Roméo Fontaine, Agnès Gramain, Jérôme
Wittwer

N°3 - Janvier 2010

Providing care for an elderly parent: interactions among siblings?

Roméo FONTAINE^{a,*}, Agnès GRAMAIN^b and Jérôme WITTWER^a

^a LEDa-LEGOS, Université Paris-Dauphine, France
^b BETA, UMR CNRS 7522, Université de Nancy II, France

March 2008

Keywords: Long-term care, Informal care, Social interactions, Discrete game model

*Correspondence to: Université Paris-Dauphine, LEDa-LEGOS, Place du Maréchal de Lattre de Tassigny 75775 Paris Cedex 16, France. Tel: 0033144054983, Email: romeo.fontaine@dauphine.fr.

We are grateful to Brigitte Dormont, Nour Meddahi, Jean-Pierre Florens and Frank Windmeijer for their valuable comments and suggestions. We would like to thank seminar and workshop participants present at the following venues: The Seventeenth European Workshop on Econometrics and Health Economics (Coimbra, 2008), JESF (Paris, 2008), ECHE (Budapest, 2008), EDOCIF (Paris, 2008), GATE (Lyon, 2008), CAESER (Dijon, 2008), IRDES (Paris, 2008) and ARC (Liège, 2007). We are thankful for their comments on previous versions of this paper. Special thanks and acknowledgements to the two anonymous reviewers whose suggestions considerably helped improve the paper. We acknowledge the financial support of the Risk Foundation (Health, Risk and Insurance Chair, AGF).

Abstract

This article is focused on children providing and financing long-term care for their elderly parent. The aim of this work is to highlight the interactions that may take place amongst siblings when deciding whether or not to become a caregiver. We look at families with two children using data from the Survey of Health, Ageing and Retirement in Europe; our sample plots 314 dependant elderly and their 628 adult

children. In order to identify the interactions between siblings, we have specified a two-person discrete game model. To estimate this model, while keeping at guard the "coherency" condition, we have added an endogenous selection rule to solve the incompleteness problem arising from multiplicity or absence of equilibrium. Our empirical results suggest that the three classical effects identified by Manski could potentially explain the observed correlation between the siblings' caregiving behaviour. Correlated effects alone appear to be weak. Contextual interactions and endogenous interactions reveal cross-effects. The asymmetric character of the endogenous interactions is our most striking result. The younger child's involvement appears to increase the net benefit of caregiving for the elder one whereas the elder child's involvement decreases the net benefit of caregiving for the younger child.

The SHARE data collection has been primarily funded by the European Commission through the 5th framework programme (project QLK6-CT-2001-00360 in the thematic programme Quality of Life). Additional funding came from the US National Institute on Ageing (U01 AG09740-13S2, P01 AG005842, P01 AG08291, P30 AG12815, Y1-AG-4553-01 and OGHA 04-064). Further support by the European Commission through the 6th framework program (projects SHARE-I3, RII-CT-2006-062193, and COMPARE, CIT5-CT-2005-028857) is gratefully acknowledged.

1. Introduction

Because informal care, in particular family care, is a crucial part of long-term care, it ought to be taken into account when looking at the system of public aid for the elderly people. For this reason, it may not only be useful to examine the factors that contribute to family involvement in caregiving, but also to measure the extent to which formal caregiving and informal caregiving are substitutes and the extent to which public aid crowds out family support. A reasonable amount of studies have attempted to answer

these questions, however their main focus has not been on care arrangements amongst siblings, that is, on the way siblings interact. This is for the most part due to the authors' assumption that caregiving is to be borne by a unique child, generally the one who lives with the disabled, elderly parent. The present study loosens this hypothesis and considers that several siblings may be involved in caring. Defining the conditions under which multiple informal caregiving may be favoured, simultaneously establishes the conditions which allow for the provision of care to be divided among siblings.

This paper is predominantly focused on the way siblings organize themselves to take care of their elderly, disabled parent living within the community. We try to understand the interactions between siblings in the face of parental dependency: does one child's involvement in parental caregiving affect the other child's involvement? Can we assume the siblings' respective involvement to be independent? If not, can we see a negative or a positive relation between the siblings involvement? And finally, what are the determinants of these interactions?

We are not interested here in the understanding of the caregiving production process. We ignore both the type and intensity of the care provided by each child and focus instead on what we call "care arrangements": who is involved in caregiving and who is not. Clearly, the decision for a sibling to participate in caregiving is dependent on the expected production process and cost sharing between the involved siblings. A comprehensive analysis would require a model which incorporates the two decision moments (Pezzin *et al.*, 2006). As we will see in the following section, some authors have already put forward such models. Nevertheless, these structural approaches face important difficulties. First, they are confronted with the highly complex challenge of collecting data which accurately captures the arrangements for the provision of care

amongst siblings. Second, for reasons that have to do with managing these models, the authors do not allow for care arrangements with multiple informal caregivers, which is precisely the point we would like to investigate.

As a result we prefer to adopt a direct model intended to capture the sole decision to participate (or not) in caregiving. We assume that the child's utility is dependant on the actual decision of his or her siblings to participate in the provision of care. In this simple game, the observed care arrangement is assumed to be a Nash equilibrium.

A wide range of information is needed to analyse the interactions among siblings, regardless of the model adopted. The data should provide information on the elderly dependent parent and on his or her family members, for example on his or her adult children. The SHARE survey which is focused on people aged 50 and above in 10 European countries, provides this type of data, even if little information concerning the children is available. In this paper we have selected a sample of dependant elderly¹ (aged 65 and more), living without a spouse and having two adult children. The participants without a spouse were selected, because we focus on families with child caregivers². The selection requirement of two children is for simplicity and to neutralize a potential size effect (Fontaine *et al.*, 2007).

Our paper proceeds as follows: Section 2 gives a brief overview of the analytical frameworks used in the literature to model interactions between siblings during the decision to provide care for an elderly parent, Section 3 and 4 describe our econometric model: preferences, specifications, equilibrium conditions, and the outcome selection rule in the case of indetermination, Section 5 describes the data

¹ See section 5 for a precise definition of a dependant person.

² See Fontaine *et al.* (2007) for a general analysis of family caregiving organisation in Europe and for a comparison of children's caregiving behaviour in the presence of a spouse.

used within this study, Section 6 reports the main empirical results, and, finally, Section 7 concludes.

2. Analytical frameworks for modelling interaction between siblings

In our sample, care arrangements are distributed as follows : in four families out of ten (38%) neither one of the two children are caregivers; in roughly the same proportion (41%), one out of two children is involved in caregiving, and in two families out of ten both the children are involved. Shared caregiving among children is unexpectedly not insignificant. Furthermore, the probability of a child to be involved in caregiving of his or her dependant parent appears to be higher when the other child is also involved than when it is not the case (50% and 34% respectively). How can we explain these figures?

A first explanation is that the children's decisions to give care are not independent. Some studies (Bommier, 1995; Jellal and Wolff, 2002; Wolff, 2006) have tested the independence of the children's decisions using a direct estimation. In these studies, the probability of each child to participate in the provision of care is a function of the characteristics displayed by his or her sibling(s). This is a simple way to avoid the endogeneity bias. However, the significant link between a child's probability to participate and the characteristics possessed by his or her sibling(s) cannot be interpreted as evidence for interdependence between the children's decisions. Such a conclusion would be an inappropriate use of estimation results. It is indeed impossible *a priori* to disentangle what stems from the actual interactions from contextual effects or correlated effects (Manski, 2000). For example, the gender of *child 1* alone, independently of *child 1*'s caregiving decision, can influence the probability of *child 2*

becoming the caregiver to their aged parent. There are two main ways to overcome this difficulty. First, is to find an instrumental variable tied to the sibling's decision, but orthogonal to the decisions made by the other siblings. In our context, this solution is clearly not viable: any measurable characteristic of a child which is assumed to influence his or her caregiving decision is *de facto* a family characteristic. A second solution is to use a structural model to capture the interactions.

Few studies have explored this structural approach. Two main options can be found in the literature. Some studies (Checkovitch and Stern, 2002; Byrne *et al.* 2007), directly focused on explaining care arrangements, consider the parent's well-being as a public good. Each child contributes knowing his or her siblings' contribution. One child's decision to contribute in the provision of care affects the other children through the marginal productivity of their respective contribution. These models appear too restrictive for our study because they assume that the decision to provide care or to share the financial consequences of caregiving is exclusively based on productivity considerations. Besides, a child's behaviour can be assumed to have a normative dimension: a child may consider that he or she does not have to take care of a dependant parent if his or her sibling is not involved in the provision of care. In this case, it is not a matter of caregiving productivity, but rather a matter of judgment on behalf of the child, with regards to what constitutes a normal or fair care arrangement.

In the second modelling option, the organisation and decisions pertaining to caregiving within a family is viewed as the result of a two step-interaction: in the first step, each child decides whether or not to get involved in the family decision; in the second step, the organisation of caregiving is collectively set up by the siblings who got involved. Pezzin *et al.* (2006) developed this type of analytical framework and defended the idea that, in the first step, interactions are non cooperative, while in the second step,

interactions have to be understood as cooperative interactions. Some studies (Engers and Stern, 2002; Hiedemann and Stern, 1999) have estimated this type of model. These two-step models can be useful because they help grasp the normative dimension of the children's behaviour. For instance, in the second step, the cooperative arrangement for the provision of care by the children who got involved can reveal how much each sibling's weight in the collective decision making process. Also, in the first step, we could argue that the links between the child's decision to participate in caregiving and the probabilities associated with his or her siblings' decision to participate may have normative interpretations. However, these models do not precisely consider the issue at stake for two reasons. First, in the second step of these models, the family decision turns to the living arrangement for the elderly parent but care arrangements where more than one child provides care usually do not appear as a possible choice³. Second, the equilibrium concept used in the first step of these models do not allow for one child's decision to affect the others' decisions. Indeed, the authors use a Bayesian equilibrium solution which assumes that each child's decision depends on formulated conjectures about their sibling's behaviour and not on their actual behaviour. This representation of the siblings' interactions is not straightforward. It assumes that both siblings play simultaneously and that each child decides to participate in the provision of care without knowing his or her siblings' decisions. In the context of family interactions, this representation appears quite unrealistic. It does not give room for understanding and interpreting care arrangements as a result of endogenous social interactions. In other words, it does not allow for a child to react to his or her siblings' actual decisions when he or she considers participating in the provision of care.

³ The choice set usually contains : living alone in a separate household, living with one of the children (intergenerational household) or living in a nursing or a personal care home (institutional household)

Consequently, in order to test the actual interactions among siblings without *a priori* assumptions, we have specified a simple model which characterizes the care arrangements through a stability condition with the following assumption of non-cooperative interactions : each child decides whether to give care or not, knowing the other child's decision. This allows to explain multiple care arrangements without ruling out potential normative motives. Because we only consider families with two children and focus on involvement (as a binary variable) we get a two-person discrete game model, which should be understood as a "semi-structural" model. It has the advantage of avoiding the "reflection problems" described by Manski (2000), Yet, since these models are written in terms of inequality restrictions, they may bring about the "incompleteness"⁴ problem depicted by Tamer (2003). However, using appropriate estimation methods it is possible to overcome this problem and ultimately test how the observed behaviour of one child affects the behaviour of his or her sibling.

3. Micro-econometric model

As mentioned above, we only consider the case of two-child families. In a two-child family j , the caregiving behaviour of a given child is represented by a binary variable a_{ij} ($i = 1$ for the elder child, $i = 2$ for the younger child). a_{ij} is equal to 1 if the child

⁴ See Tamer (2003) for a discussion on the distinction between incoherent and incomplete models.

is involved in caregiving (providing or financing care), 0 if not. In family j , four care arrangements k_j are observable:

- None of the children are involved ($a_{1j} = 0$ and $a_{2j} = 0$): $k_j = 0$
- The elder child is involved alone ($a_{1j} = 1$ and $a_{2j} = 0$): $k_j = 1$
- The younger child is involved alone ($a_{1j} = 0$ and $a_{2j} = 1$): $k_j = 2$
- Both of them are involved ($a_{1j} = 1$ and $a_{2j} = 1$): $k_j = 3$.

To model the different care arrangements, we assume that each child's decision on whether to give care or not is based on his or her utility maximisation. In order to be able to test the possibility of interaction among siblings, the utility function of a child depends, not only on his or her own involvement, but also on the behaviour of his or her sibling: $U_{1j} = U_{1j}(a_{1j}, a_{2j})$ and $U_{2j} = U_{2j}(a_{2j}, a_{1j})$. Therefore, a child can adopt a different behaviour depending on the actual behaviour of his or her sibling.

The behaviour of a child depends on the net utility of caregiving, ΔU_{ij} , i.e. the utility gap between caregiving ($a_{ij} = 1$) and no caregiving ($a_{ij} = 0$). Because of the specification of the utility function, this gap varies according to the behaviour of the other child:

$$\begin{aligned}\Delta U_{1j}(a_{2j}) &= U_{1j}(1, a_{2j}) - U_{1j}(0, a_{2j}) \\ \Delta U_{2j}(a_{1j}) &= U_{2j}(1, a_{1j}) - U_{2j}(0, a_{1j})\end{aligned}\tag{1}$$

No assumption is made regarding the mechanism that leads to a given care arrangement. We assume only that the observed care arrangements are "stable". More precisely, neither child wants to change their decision given the decision of the other

child. We assume that the observed care arrangement is a pure Nash equilibrium of a non-cooperative game:

		Younger child	
		0	1
Elder child	0	0 ; 0	0 ; $\Delta U_{2j}(0)$
	1	$\Delta U_{1j}(0)$; 0	$\Delta U_{1j}(1)$; $\Delta U_{2j}(1)$

Following, Brock and Durlauf (2001), Soetevent and Kooreman (2007), we assume that the net benefit of caregiving is dependent on individual or family characteristics.

It can be additively decomposed into three components⁵:

$$\begin{aligned}\Delta U_{1j}(a_{2j}) &= X_{1j} \cdot \alpha_1 + a_{2j} \cdot \beta_1 + \varepsilon_{1j} \\ \Delta U_{2j}(a_{1j}) &= X_{2j} \cdot \alpha_2 + a_{1j} \cdot \beta_2 + \varepsilon_{2j}\end{aligned}\quad (2)$$

The first component, $X_{1j} \cdot \alpha_1$ (resp. $X_{2j} \cdot \alpha_2$), is the structural component. It captures the direct effect of a characteristic X_{ijk} on the net benefit of caregiving (whatever the other child may decide). This component is assumed to depend on 3 types of characteristics: i) the individual characteristics: a child who is a non-worker may, for example, have a higher net benefit of caregiving than one who is a worker, ii) the family context: i.e. the characteristics of the disabled elderly parent and those of the other child. A child may have a higher net benefit of caregiving when the parent is severely disabled or a smaller one if the sibling is retired, considering that the caregiving supply rests with him or her, iii) cross-effects between the characteristics of each actor: for example, having a sister rather than a brother can influence in different

⁵ Note that we allow the individual or family characteristics (X_{1j} for the elder child, X_{2j} for the younger child) and the behaviour of the sibling to have a different impact on the net benefit of caregiving of the elder or younger child, i.e. the coefficients α and β may be different for the elder and the younger child. As we will see, our empirical results confirm the importance of this assumption as caregiving behaviours appear very different according to the birth rank of the child.

ways the net benefit of caregiving for man and woman. This component should capture the contextual interactions and correlated effects due to observed variables.

The second component, $a_{2j} \cdot \beta_1$ (resp. $a_{1j} \cdot \beta_2$), is the interactional component. It measures the way the net benefit of caregiving is affected by the sibling's involvement. As specified, the interactional component is reduced to a constant term. In this case, we constrain interactions to be homogeneous across families. If this component is statistically significant ($\beta_1 \neq 0$ and $\beta_2 \neq 0$) we will conclude that the behaviour of one child has an impact on the utility of the other and thus on his or her behaviour.

Lastly, the third component is the residual component. Some explanatory factors of the decision to provide care or not are shared by the siblings, for example the characteristics of the disabled parent. Some of these factors are captured by the explanatory variables of the model, while others are most likely unobserved. In order to control for this potential bias of endogeneity, we estimate the model allowing errors to be correlated within a family. We assume that the residuals are distributed according to a bivariate normal density function: $(\varepsilon_{1j}, \varepsilon_{2j}) \sim N[0,0,1,1,\rho]$, where ρ is the correlation coefficient between ε_{1j} and ε_{2j} .

Therefore, a care arrangement (a_{1j}, a_{2j}) is a pure Nash equilibrium if:

$$\begin{cases} U_{1j}(a_{1j}, a_{2j}) \geq U_{1j}(1 - a_{1j}, a_{2j}) \\ U_{2j}(a_{2j}, a_{1j}) \geq U_{2j}(1 - a_{2j}, a_{1j}) \end{cases} \quad (3)$$

Let N_j denoted the set of Nash equilibria for each family j. The probability for each care arrangement to be a Nash equilibrium of N_j :

$$\begin{aligned}
P(0 \in N_j) &= P(\Delta U_{1j}(0) < 0 \cap \Delta U_{2j}(0) < 0) \\
P(1 \in N_j) &= P(\Delta U_{1j}(0) > 0 \cap \Delta U_{2j}(1) < 0) \\
P(2 \in N_j) &= P(\Delta U_{1j}(1) < 0 \cap \Delta U_{2j}(0) > 0) \\
P(3 \in N_j) &= P(\Delta U_{1j}(1) > 0 \cap \Delta U_{2j}(1) > 0)
\end{aligned} \tag{4}$$

Subsequently, with regard to the specification of net benefit of caregiving (2), the probabilities that a care arrangement be a pure Nash equilibrium can be rewritten as a function of the exogenous variables:

$$\begin{aligned}
P(0 \in N_j) &= F(-X_{1j}\alpha_1, -X_{2j}\alpha_2, \rho) \\
P(1 \in N_j) &= F(X_{1j}\alpha_1, -X_{2j}\alpha_2 - \beta_2, -\rho) \\
P(2 \in N_j) &= F(-X_{1j}\alpha_1 - \beta_1, X_{2j}\alpha_2, -\rho) \\
P(3 \in N_j) &= F(X_{1j}\alpha_1 + \beta_1, X_{2j}\alpha_2 + \beta_2, \rho)
\end{aligned} \tag{5}$$

where F is the joint cumulative distribution of the bivariate normal.

This set of equations is not able to provide the well-defined, reduced form needed for a derived econometric model. The underlying economic model is well-defined and does not suffer from logical inconsistency. However, it can generate multiple equilibria or no equilibrium. Therefore, the probability for a care arrangement to be a Nash equilibrium (for example $P(0 \in N_j)$) does not correspond to the probability for a care arrangement to be observed ($P(k_j = 0)$).

4. Complete specification and estimation method

From an econometric point of view, the specification (5) leads to an incomplete model (Tamer, 2003; Maddala, 1983). In other words, for a given vector of exogenous variables (both observed and unobserved), this definition of an equilibrium does not predict a unique value for the endogenous variable k_j (appendix A).

Two cases must be distinguished, each depending on the way the two children interact. First, they can interact in a symmetric way: in case of positive (resp. negative) interactions, the two children are subject to an increase (resp. decrease) in their probability of caregiving when the sibling also is a caregiver. In this case, the symmetry of the interactions leads to either a single equilibrium ($N_j = \{0\}, \{1\}, \{2\}, \{3\}$) or multiple equilibria ($N_j = \{1, 2\}$ in the case of negative interactions, $\{0, 3\}$ in the case of positive interactions). Second, interactions may be asymmetric: one is subject to an increase in his or her probability of involvement when their sibling is involved, while the other is subject to a decrease in his or her probability of involvement when their sibling is involved. In this situation, the asymmetry of the interactions leads to either a single equilibrium ($N_j = \{0\}, \{1\}, \{2\}, \{3\}$) or no equilibrium ($N_j = \{\emptyset\}$).

When using bivariate discrete game models, economists usually impose a "coherency" condition ($\beta_1 \cdot \beta_2 = 0$) in order to force the probability of the four outcomes to sum to one (Heckman, 1978). This would lead the model to always predict a unique outcome. Unfortunately, this solution eliminates any mutual dependence in the model. Another solution is to characterise the equilibrium (at the family level) and to deal explicitly with the nonuniqueness of the outcome. To solve this indetermination, we impose an equilibrium selection in the region of nonuniqueness (Krauth, 2006), i.e. a function $sel(k_j, N_j)$ which assigns a probability to each observed care arrangement according to the set of pure Nash equilibria which are consistent with the preference specification: $sel(k_j, N_j) \equiv P(k_j / N_j)$.

To describe a well-defined probability distribution, the selection rule must obey the constraints:

$$sel(k_j, N_j) \geq 0 \quad (6)$$

$$\text{and } \sum_{k_j} sel(k_j, N_j) = 1 \quad (7)$$

The probability for a care arrangement to be selected which is not a pure Nash equilibrium is assumed to be equal to 0:

$$\forall N_j \neq \{\emptyset\} \text{ and } k_j \notin N_j, sel(k_j, N_j) = 0 \quad (8)$$

No other constraint was imposed *a priori*, so that the selection rule contains 5 free parameters out of twelve (see table I).

Table I: Selection rule: $sel(k_j, N_j)$

	k_j			
N_j	0	1	2	3
$\{\emptyset\}$	$sel(0, \{\emptyset\})$	$sel(1, \{\emptyset\})$	$sel(2, \{\emptyset\})$	$sel(3, \{\emptyset\})$
$\{0\}$	1	0	0	0
$\{1\}$	0	1	0	0
$\{2\}$	0	0	1	0
$\{3\}$	0	0	0	1
$\{0;3\}$	$sel(0, \{0;3\})$	0	0	$sel(3, \{0;3\})$
$\{1;2\}$	0	$sel(1, \{1;2\})$	$sel(2, \{1;2\})$	0

$$\text{with } sel(0, \{\emptyset\}) + sel(1, \{\emptyset\}) + sel(2, \{\emptyset\}) + sel(3, \{\emptyset\}) = 1 ,$$

$$sel(1, \{1;2\}) + sel(2, \{1;2\}) = 1$$

$$\text{and } sel(0, \{0;3\}) + sel(3, \{0;3\}) = 1$$

Given the selection rule (table I), the probabilities of observing each care arrangement according to the different sets of pure Nash equilibrium are⁶:

⁶ Note that according to the sign of the interactions, some sets of pure Nash equilibrium are unobservable.

- When $\beta_1 > 0$ and $\beta_2 > 0$: $P(N_j = \{0;3\}) > 0$, $P(N_j = \{1;2\}) = 0$, $P(N_j = \{\emptyset\}) = 0$.

$$\begin{aligned}
P(k_j = 0) &= P(N_j = \{0\}) + sel(0, \{0;3\}) \cdot P(N_j = \{0;3\}) + sel(0, \{\emptyset\}) \cdot P(N_j = \{\emptyset\}) \\
P(k_j = 1) &= P(N_j = \{1\}) + sel(1, \{1;2\}) \cdot P(N_j = \{1;2\}) + sel(1, \{\emptyset\}) \cdot P(N_j = \{\emptyset\}) \\
P(k_j = 2) &= P(N_j = \{2\}) + sel(2, \{1;2\}) \cdot P(N_j = \{1;2\}) + sel(2, \{\emptyset\}) \cdot P(N_j = \{\emptyset\}) \\
P(k_j = 3) &= P(N_j = \{3\}) + sel(3, \{0;3\}) \cdot P(N_j = \{0;3\}) + sel(3, \{\emptyset\}) \cdot P(N_j = \{\emptyset\})
\end{aligned}$$

(9)

In order to estimate the model with the maximum likelihood method, we need to express the probability of observing each care arrangement as a function of the exogenous variables. First, we then express the probability of each sets of pure Nash equilibrium according to the probability that each care arrangement be a Nash equilibrium:

$$\begin{aligned}
P(N_j = \{0\}) &= P(0 \in N_j) - P(N_j = \{0;3\}) \\
P(N_j = \{1\}) &= P(1 \in N_j) - P(N_j = \{1;2\}) \\
P(N_j = \{2\}) &= P(2 \in N_j) - P(N_j = \{1;2\}) \\
P(N_j = \{3\}) &= P(3 \in N_j) - P(N_j = \{0;3\}) \\
P(N_j = \{1;2\}) &= I_{\beta_1 < 0, \beta_2 < 0} \cdot [P(0 \in N_j) + P(1 \in N_j) + P(2 \in N_j) + P(3 \in N_j) - 1] \\
P(N_j = \{0;3\}) &= I_{\beta_1 > 0, \beta_2 > 0} \cdot [P(0 \in N_j) + P(1 \in N_j) + P(2 \in N_j) + P(3 \in N_j) - 1] \\
P(N_j = \{\emptyset\}) &= I_{\beta_1 \cdot \beta_2 < 0} \cdot [1 - P(0 \in N_j) - P(1 \in N_j) - P(2 \in N_j) - P(3 \in N_j)]
\end{aligned}$$

(10)

where $I_{\beta_1 < 0, \beta_2 < 0} = 1$ if interactions are symmetric and negative, 0 elsewhere;

$I_{\beta_1 > 0, \beta_2 > 0} = 1$, if interactions are symmetric and positive, 0 elsewhere; $I_{\beta_1 \cdot \beta_2 < 0} = 1$, if interactions are asymmetric, 0 elsewhere⁷.

Given the systems of equation (5), (9) and (10), we can finally express the probabilities of each outcome as a function of the exogenous variables and parameters $\alpha_1, \alpha_2, \beta_1, \beta_2, \rho, sel(k_j, N_j)$.

- When $\beta_1 < 0$ and $\beta_2 < 0$: $P(N_j = \{0;3\}) = 0, P(N_j = \{1;2\}) > 0, P(N_j = \{\emptyset\}) = 0$.

- When $\beta_1 > 0$ and $\beta_2 < 0$ or $\beta_1 < 0$ and $\beta_2 > 0$

$P(N_j = \{0;3\}) = 0, P(N_j = \{1;2\}) = 0, P(N_j = \{\emptyset\}) > 0$.

⁷ The presence of these three dummies indicates that the likelihood function is non-differentiable at the points $\hat{\beta}_1 = 0$ and $\hat{\beta}_2 = 0$.

For a given value of the selection rule's parameters, the parameters of the utility function can be estimated with the maximum likelihood criteria (using STATA). Conversely, for a given estimation of the utility function parameters, we can get an approximation of the selection rule's parameters: the proportion of observed care arrangements conditional on the set of Nash equilibria simulated for each family with the estimated utility functions. We exploit this through an iterative strategy: at first step, we adopted an arbitrary set of values for the selection rule (the equi-probability of each possible care arrangement), and estimated the parameters of the utility function by likelihood maximisation. It allows us to simulate the set of Nash equilibria for each family and to get an approximation for the selection rule's parameters, based on these first-step estimations. We run a second set of estimations using the "updated" values for the selection rule and so on. The process is repeated until the selection rule's parameters converge. The convergence is actually very fast, never more than four iterations. This strategy has the advantage to improve the likelihood of the model, compared to an arbitrary selection rule selected *a priori* as it is usually done in the literature⁸.

5. The data: SHARE

For the estimation of this model, we use the 2004 wave of the Survey of Health, Ageing and Retirement in Europe database. It is a multidisciplinary and cross-national database of micro data on health, socio-economic status and social and family networks of more than 27,000 individuals aged 50 or over. Data collected include health variables (e.g. self-reported health, health conditions, physical and cognitive functioning, health behaviour, use of health care facilities), bio-markers (e.g. grip

⁸ Tamer (2003) states that *ad hoc* choices of a selection rule may lead to inconsistent estimates. However, simulations ran by Krauth (2006) show that a misspecification of the selection rule has minimal effect on the resulting parameter estimates.

strength, body-mass index, peak flow), psychological variables (e.g. psychological health, well-being, life satisfaction), economic variables (current work activity, job characteristics, opportunities to work past retirement age, sources and composition of current income, wealth and consumption, housing, education), and social support variables (e.g. caregiving within families, transfers of income and assets, social networks, volunteer activities) (Börsch-Supan *et al.*, 2005).

For the sake of homogeneity, we reduced the sample to a population aged 65 or over, reporting at least one limitation in activities of daily living (ADL) or instrumental activities of daily living (IADL), and living without a spouse while having two children. Our sample contains 314 elderly and their 628 children.

The dependant variable of the model is the family's care arrangement (a_{1j} , a_{2j}). We defined as "caregiver" a child living with his or her disabled elderly parent or living apart but financing⁹ or providing help in kind (ie. personal care, practical household help or help with paperwork). Such a broad definition of "involvement" allows us to lessen the well-known impacts of the disability level or of the political framework (supply side effects, solvabilisation...) on informal care¹⁰, in order to emphasize other effects such as interactions. However it creates a deterministic relationship between the child's location and the dependant variable so that the children's location could no longer be used as an exogenous variable anymore¹¹.

⁹ Very few children provide financial care (5%) and 72% of these also provide help in kind. Only 1% provide financial help without providing help in kind.

¹⁰ The way children provide care to their elderly parents varies across Europe; intergenerational household being more common in the south for example. But aggregating the different ways of caregiving leads to amazing regularities (see Fontaine *et al.*, 2007).

¹¹ The fact that location could be endogenous was examined by Stern, (1995) and Konrad & Robledo, (2002) for example. Correcting for endogeneity is hard as valid instruments are quite difficult to find.

Each child's decision is assumed to depend on three groups of variables, through the structural component of the utility function (appendix B). In the first, we control for individual effects: gender, age, education level, marital status and employment. Other factors, as the child health status or the child income, may explain the caregiving decision but they are not available in SHARE. The second and third groups of variables describe the context of the decision. We include information on the parent: gender, age, disability level, income and education. Using the distinction put forward by Manski (2000), these variables capture "correlated effects" in the behaviour of the children, as part of the context is the same for both the children of a given family. For each child, the utility gap between caring and not caring is also assumed to depend directly on his or her brother's or sister's characteristics (using the same variables as for individual effects). These variables refer to "contextual interactions" (Manski, 2000).

6. Results

We estimated several versions of the model described in sections 3 and 4. We first estimate a model allowing for correlated residuals¹². The estimated correlation coefficient is equal to -0,251 but it is not significant. In order to test the effect of the selection rule we also estimated the model with two *ad hoc* selection rules (equal probabilities for each possible care arrangement¹³; systematic selection of the care arrangement without any informal care when no Nash equilibrium exists). Table V (appendix C) reports the estimation of the endogenous interactions parameters with each one of these selection rules. Estimation results are very similar – the sign, size

¹² To preserve space, estimation results are not shown. They are available upon request.

¹³ Bjorn and Vuong (1984), Kooreman (1994) or Soetevent and Kooreman (2007) consider the same selection rule assuming that each care arrangement is chosen with equal probabilities when there is no equilibrium.

and significance of estimates remain the same – except for the interaction parameters of the younger children which lose significance under some specifications. The results reported here, in table II, were obtained with uncorrelated residuals and an endogenous selection rule.

Model 1 assumes that interactions are homogeneous across families (β_1 and β_2 are constants). Since we can also suppose that, beyond the birth rank, the sign and the size of the interactions vary across families, we estimate a second model (model 2¹⁴), in which the interactional component of the utility functions may vary according to some individual and family characteristics (V_{ij}):

$$\begin{aligned}\Delta U_{1j}(a_{2j}) &= X_{1j} \cdot \alpha_1 + a_{2j} \cdot V_{1j} \cdot \beta_1 + \varepsilon_{1j} \\ \Delta U_{2j}(a_{1j}) &= X_{2j} \cdot \alpha_2 + a_{1j} \cdot V_{2j} \cdot \beta_2 + \varepsilon_{2j}\end{aligned}\tag{11}$$

6.1. Parameters of the utility function

The coefficient estimates suggest that correlated effects are weak. Only the parent's age affects both the children (in model 1, the coefficient estimate associated with parent's age "under 75" is -0.78 for the elder child and -0.73 for the younger). With the exception of the age effect, the elder child's behaviour is not influenced by the characteristics of his parent, whereas the younger children's behaviour is much more dependent on the parent's characteristics: they have a lower net benefit of caregiving when the disabled parent is a man, when he or she has not completed secondary school and when he or she has a low income. Two sets of variables, the country dummies and the parent disability, are not significant. This result could be in part explained by the definition used here for individual involvement in the provision of care: ignoring the type and intensity of caregiving leads to behaviours that are more homogeneous across European countries and between the children who have a severely dependant parent and those having a slightly dependant parent (Fontaine *et al.*, 2007).

¹⁴A version of model 2 allowing for correlated residuals has also been estimated but residuals appear uncorrelated. Estimation results are available upon request.

With regards to "contextual interactions", the most striking result is that the sibling's characteristics are much more significant when they are measured relative to those of the other child, except for employment status. The net benefit of caregiving is better explained by the age and education gap than by the absolute age and education level. Furthermore, having a brother does not have the same impact for men and women: having a brother raises the net benefit of caregiving for daughters (the coefficient estimate is 0.43 for elder daughters and 0.32 for younger daughters), but it has no effect on elder sons and decreases the net benefit of caregiving for the younger son (the estimate coefficient is -0.53).

Turning now to the interactional component of the net benefit equation, estimation results confirm that the child's behaviour is affected by their sibling's involvement in caregiving. More unexpected, however, are the signs of the coefficients: the coefficient estimate in model 1 is positive for the elder children ($\hat{\beta}_1 = 1.09$) and negative for the younger ($\hat{\beta}_2 = -0.72$).

Thus, our results reveal an asymmetry between elder and younger children in the way their involvement is affected by the sibling's involvement: on average, the involvement of the younger child increases the elder child's net benefit of caregiving (positive interactions) whereas the involvement of the elder child decreases the younger child's net benefit of caregiving (negative interactions)^{15,16}.

¹⁵ Due to the non-differentiability of the likelihood function at point $\beta_1 = 0, \beta_2 = 0$, it is not possible to carry on usual tests for testing the significance of endogenous interactions. A solution is to restrict the support of the parameters to $]-\infty; 0]$ or $[0; \infty[$. In this case, the distribution of the test statistic is affected by the fact that tested values are on the boundary (Gouriéroux C, Holly A and Monfort A., 1982; Andrews, 2001). We tested " $\beta_1 = 0, \beta_2 = 0$ " against " $\beta_1 > 0$ or $\beta_2 < 0$ " using the likelihood ratio. The distribution of the statistic is dominated by a Chi2 with 2 degrees of freedom. The value of the statistics is 13.48 so that we can reject the null hypothesis with an error probability lower than 0.01.

¹⁶ As Krauth (2006), we compare these results with those obtained from two independent probit models, one modelling the elder's involvement (with the younger's involvement as explanatory variable) and

Table II: Estimated coefficients

		Model 1 (homogeneous interactions)		Model 2 (heterogeneous interactions)	
		Elder child	Younger child	Elder child	Younger child
1) Structural component of the net benefit of caregiving (α)					
Constant		-0.629 (0.027)	0.382 (0.290)	-0.578 (0.041)	0.146 (0.655)
Country	<i>Germany</i>	-0.527 (0.084)	0.175 (0.564)	-0.525 (0.102)	0.186 (0.542)
	<i>Austria</i>	<i>ref.</i>	<i>ref.</i>	<i>ref.</i>	<i>ref.</i>
	<i>Denmark</i>	-0.357 (0.279)	-0.318 (0.330)	-0.446 (0.188)	-0.346 (0.3106)
	<i>Spain</i>	-0.297 (0.310)	0.062 (0.828)	-0.193 (0.524)	0.077 (0.794)
	<i>France</i>	-0.394 (0.251)	-0.002 (0.995)	-0.446 (0.222)	-0.018 (0.956)
	<i>Italy</i>	-0.472 (0.222)	-0.128 (0.711)	0.370 (0.329)	-0.130 (0.711)
	<i>Netherland</i>	-0.492 (0.146)	0.002 (0.994)	-0.593 (0.088)	0.098 (0.796)
	<i>Sweden</i>	0.085 (0.763)	0.220 (0.423)	0.086 (0.769)	0.113 (0.693)
Individual characteristics					
<u>Elder age</u>	<i>]- ; 49]</i>	0.409 (0.071)		0.532 (0.025)	
	<i>[50 ; 59]</i>	<i>ref.</i>		<i>ref.</i>	
	<i>[59; +[</i>	-0.675 (0.013)		-0.649 (0.021)	
<u>Younger age</u>	<i>]- ; 44]</i>		-		-
	<i>[45 ; 54]</i>		<i>ref.</i>		<i>ref.</i>
	<i>[55; +[</i>		-		-
<u>Marital status</u>	<i>Married with or without kids</i>	<i>ref.</i>	<i>ref.</i>	<i>ref.</i>	<i>ref.</i>
	<i>With no spouse no kids</i>	0.989 (0.001)	1.275 (<0.001)	1.052 (<0.001)	1.359 (<0.001)
<u>Employment status</u>	<i>Currently employed</i>	<i>ref.</i>	<i>ref.</i>	<i>ref.</i>	<i>ref.</i>
	<i>Job seeker</i>	-	-	-	-
	<i>Other</i>	0.667 (0.003)	n.s	0.799 (0.001)	n.s
Parent characteristics					
<u>Parent gender</u>	<i>Woman</i>	<i>ref.</i>	<i>ref.</i>	<i>ref.</i>	<i>ref.</i>
	<i>Man</i>	-	-0.628 (0.005)	-	-0.589 (0.010)
<u>Parent age</u>	<i>[65 ; 74]</i>	-0.783 (0.001)	-0.733 (0.001)	-0.756 (0.002)	-0.782 (<0.001)
	<i>[75 ; 84]</i>	<i>ref.</i>	<i>ref.</i>	<i>ref.</i>	<i>ref.</i>
	<i>[85 ; +[</i>	0.614 (0.010)	-	0.668 (0.008)	-
<u>Parent disability</u>	<i>At least one IADL but no ADL</i>	<i>ref.</i>	<i>ref.</i>	<i>ref.</i>	<i>ref.</i>
	<i>At least one ADL</i>	-	-	-	-
<u>Parent education level</u>	<i>No completed secondary school</i>	<i>ref.</i>	<i>ref.</i>	<i>ref.</i>	<i>ref.</i>
	<i>Completed secondary school</i>	-	-0.595 (0.014)	-	-0.650 (0.008)
<u>Parent income</u>	<i>1st quartile (by country)</i>	-	-0.331 (0.070)	-	-0.396 (0.037)
	<i>2nd quartile (by country)</i>	<i>ref.</i>	<i>ref.</i>	<i>ref.</i>	<i>ref.</i>
	<i>3rd quartile (by country)</i>	-	-	-	-
	<i>4th quartile (by country)</i>	-	-	-	-
<u>P(inheritance>50000 euros)</u>	<i><100%</i>	<i>ref.</i>	<i>ref.</i>	<i>ref.</i>	<i>ref.</i>
	<i>=100%</i>	-	-	-	-
Sibling characteristics					
<u>Sibling gender (Elder/Younger)</u>	<i>Daughter/Daughter</i>	<i>ref.</i>	<i>ref.</i>	<i>ref.</i>	<i>ref.</i>
	<i>Son/Daughter</i>	-	0.315 (0.095)	-	0.529 (0.023)
	<i>Son/Son</i>	-	-0.527 (0.016)	-	-0.441 (0.069)
	<i>Daughter/Son</i>	0.428 (0.031)	-	1.178 (0.010)	0.821 (0.024)
<u>Age gap between children</u>	<i>< 4 years</i>	<i>ref.</i>	<i>ref.</i>	<i>ref.</i>	<i>ref.</i>
	<i>> 4 years</i>	-0.422 (0.017)	0.297 (0.072)	-0.397 (0.028)	0.313 (0.066)
<u>Education level</u>	<i>Elder is more educated</i>	-	-	-	-

one modelling the younger's involvement (with the elder's involvement as explanatory variable). The endogenous interactions obtained from these two probit model are: $\hat{\beta}_{1,Probit} = 0.47$ ($Pvalue = 0.003$) and $\hat{\beta}_{2,Probit} = 0.22$ ($Pvalue = 0.178$). Because of the negative correlation between the younger's involvement and the error term, the probit model underestimate the true effect β_1 . On the contrary, because of the positive correlation between the elder's involvement and the error term, the probit model overestimate the true effect β_2 .

	<i>Similar</i>	<i>ref</i>	<i>ref</i>	<i>ref</i>	<i>ref</i>
	<i>Younger is more educated</i>	0.513 (0.082)	-	-	-
<u>Sibling employment status</u>	<i>Currently employed</i>	-	<i>ref</i>	<i>ref</i>	<i>ref</i>
	<i>Job seeker</i>	1.140 (0.014)	-	-	-
	<i>other</i>	-	-	-	-
Continue...					

Continue...		Model 1		Model 2	
		Elder child	Younger child	Elder child	Younger child
2) Interactional component of the net benefit of caregiving (β)					
Constant		1.089 *	-0.718 *	1.081 (0.001)	-0.226 (0.462)
<u>Sibling gender (Elder/Younger)</u>	<i>Daughter/Daughter</i>			<i>ref</i>	<i>ref</i>
	<i>Son/Daughter</i>			-	-
	<i>Son/Son</i>			-	-
	<i>Daughter/Son</i>			0.813 (0.058)	-1.263 (0.016)
<u>Education level</u>	<i>Elder is more educated</i>			-	-1.550 (0.044)
	<i>Similar</i>			<i>ref</i>	<i>ref</i>
	<i>Younger is more educated</i>			1.489 (0.046)	-
<u>Parent income</u>	<i>1st quartile (by country)</i>			-	-
	<i>2nd quartile (by country)</i>			<i>ref</i>	<i>ref</i>
	<i>3rd quartile (by country)</i>			-	-
	<i>4th quartile (by country)</i>			-0.958 (0.010)	-
<u>Sibling employment status</u>	<i>Currently employed</i>			<i>ref</i>	<i>ref</i>
	<i>Job seeker or other</i>			-0.742 (0.021)	-
Log likelihood		- 346.418		-336.219	

P-value are given in parentheses

Note: The size of our sample (N=314) forces us to be as parsimonious as possible in the choice of our explanatory variables. We estimate an unrestricted model excluding, by backward elimination, the insignificant variables. Only the country dummies have been retained even if they are insignificant. Results presented here are those obtained after exclusion of variables which are statistically insignificant at the 10% level.

* due to the nondifferentiability of the likelihood function, the usual Wald statistic can not be used for testing ($\beta_1 = 0$ and $\beta_2 = 0$). Considering restricted support for these parameters $\beta_2 \in]-\infty; 0]$ and $\beta_1 \in [0; \infty[$, we can use the likelihood ratio, but the distribution of the statistic is then a mixture of Chi2 (0) to Chi2(2), which is dominated by the distribution of a Chi2(2).

Restriction	Restricted loglikelihood
($\beta_1 = 0$ and $\beta_2 = 0$)	-353.16
($\beta_1 = 0$)	-352.16
($\beta_2 = 0$)	-348.82

6.2. The two effects of interactions

The existence of interactions has two effects on the care arrangement set up in a family. (i) It modifies the probabilities that a given care arrangement is a Nash equilibrium. In particular, relative to the hypothetical situation where children's decisions are independent, the elder's behaviour should lead to a lower proportion of families in which the younger child provides care alone and a higher proportion of families in which the children give care to the parent together. Inversely, the younger child's behaviour should lead to a higher proportion of families in which the elder child provides care alone and a lower proportion of families in which the children both give care to the parent. The overall effect of interactions on the probability of observing care arrangements with multiple caregivers is thus *a priori* indeterminate. (ii) The simultaneity and the asymmetry of the interactions lead some families to a situation without equilibrium: on average, the estimated probability that no equilibrium exists is 7%¹⁷. In this case, the observed care arrangement results from the selection rule. When there is no equilibrium, the selection rule estimated with model 1 predicts that none of the children are caregivers with a probability of 36%; only the elder child is a caregiver with a probability of 22%; only the younger child is a caregiver with a probability of 22% and both of them are caregivers with a probability of 21%.

In order to evaluate quantitatively the effect of the interactions, we simulated for each family within the sample the probabilities of each care arrangement obtained with interactions and those obtained without interaction, i.e. if the sibling behaviours were independent ($\beta_1 = 0$ and $\beta_2 = 0$). Table III shows a comparison of the average effects obtained in the sample.

¹⁷ It is important to note that through this second effect alone, interactions modify the probability that the parent will receive care from his or her children. The probability that the care arrangement without a caregiver is a Nash equilibrium is not directly influenced by the existence of interactions, as interactions only play a role in families where at least one child is involved in the caregiving provision.

Controlling for contextual interactions and correlated effects, the positive interactions characterizing the elder child leads to a reduction of 0.18 of the probability that the younger child gives care alone¹⁸. On the other hand, the negative interaction characterizing the younger child leads to a 0.07 increase in the probability that the elder child gives care alone. Furthermore, taking into account the existence of interactions, children are on average more likely (0.04) to share the provision of caregiving. On average, the reaction of the elder child, which allows us to explain the positive correlation observed between the decisions of the children of a same family, is not entirely compensated by the negative interactions characterizing the younger child.

Table III: Mean simulated effect of interactions (simulated with the model 1)

	(1) Without interactions $\beta_1 = 0$ $\beta_2 = 0$	(2) With interactions $\beta_1 = 1.089$ $\beta_2 = -0.718$	Effect of interactions (2) – (1)
Probabilities of each Nash set			
$P(N_j = \{0\})$	0.35	0.35	0
$P(N_j = \{1\})$	0.13	0.20	0.07
$P(N_j = \{2\})$	0.36	0.18	-0.18
$P(N_j = \{3\})$	0.16	0.20	0.04
$P(N_j = \{\emptyset\})$	0	0.07	0.07
Probabilities of each care arrangement			
$P(k_j = 0)$	0.35	0.38	0.03
$P(k_j = 1)$	0.13	0.21	0.08
$P(k_j = 2)$	0.36	0.20	-0.16
$P(k_j = 3)$	0.16	0.21	0.05

Note: For each family we simulated, with model 1, the probabilities of each Nash set and the probabilities of observing each care arrangement. Results presented here give the mean probabilities in the sample.

¹⁸ Note that our comments do not take into account the effect produced by situations without equilibrium and their affectation to each care arrangement.

However, as the interaction effect is highly non-linear, the mean interaction effect gives only a partial picture of the true effect. The overall effect of asymmetric interactions on the probability of observing care arrangements with multiple caregivers is in fact positive for 73% of the families of the sample, but negative or null for 27%.

To give an illustration let us consider two extreme cases present in our sample. First, consider *family A* composed of a parent aged 85 or over, a non-working elder daughter and a younger son. In this family, the elder daughter has a high net benefit of caregiving, even if her younger brother is not involved. On the contrary, the younger son of this family has a slightly positive net benefit of caregiving when his sister is not involved, but a negative net benefit of caregiving when she is. His behaviour is thus highly dependent on his sister's behaviour: when his sister is involved he prefers not to provide care, whereas when she is not he prefers to provide care. In this family, given the weakness of the positive marginal effect of the younger son's involvement on the elder daughter's probability to provide care and the significant negative marginal effect of the elder daughter's involvement on the younger son's probability to provide care, interactions within this family reduces the probability that the provision of care is shared between siblings by 19%. Consider now *family B*, composed of a parent aged 85 or over, an elder son aged 60 or over and a younger daughter living alone. Entirely opposite to *family A*, here, the elder son has a slightly negative net benefit of caregiving when his sister is not involved, but a positive net benefit of caregiving when she is. His behaviour is thus highly dependent on his sister's behaviour. The younger daughter, given her characteristics, has a high net benefit of caregiving, even if her brother is involved. In this family, interactions increase the probability that the provision of care is shared among siblings by 35%.

6.3 Variables affecting the sign and size of interactions

Estimation results for model 2 (table II) show that the negative interactions do not characterize all younger children: except for men having a sister and children whose elder sibling is more educated, the involvement of younger children seems in fact to be independent of the elder children's involvement.

Social characteristics, such as gender and education level, appear to be one of the main sources of asymmetry between younger and elder children in terms of interactions. The gap in the effect of sibling involvement on the net benefit of caregiving is of greater importance in families composed of an elder daughter and a younger son. Regarding the effect of education level, any difference in educational levels among siblings seems to reinforce the asymmetry in the interactions: when the younger child is more educated (than the elder), his or her involvement in caregiving increases the net benefit of caregiving for the elder, whereas, when the elder is more educated (than the younger) his or her involvement decreases the net benefit of caregiving for the younger.

These results can clearly receive different interpretations but the normative motive seems quite relevant for these social effects: the duty to give care to an elderly parent seems to lie more heavily upon the elder child than on the younger child and this would be all the more prominent when the elder is female and the younger is male or when the elder is less educated.

In contrast to social determinants, economic considerations seem to induce homogeneity in the net benefit functions. For instance, the increase in the elder's probability to provide care induced by the involvement of the younger child is smaller when the younger child does not work or when their parent is well-off. This result could reflect a sort of collective economic principle, as if economic considerations could counteract the assignment of sibling role according to birth order: when the

time-constraint faced by the younger child is weak or when a high income enables the parent to purchase formal care, it is easier for the elder child to withdraw from assisting the younger child in providing care. We reach at this point one limit of our semi-structural model which does not model the care production and its intensity. It is indeed likely that the previous result is due to the fact that when the involved younger child does not work, the care provision is often large which is comforting for the elder child who is not involved.

7. Conclusion

Our empirical results suggest that the three classical effects distinguished by Manski can indeed explain the observed correlation of caregiving behaviour among siblings. However, correlated effects appear to be weak for multiple reasons. First, the characteristics of the shared context that affect the child's net benefit of caregiving differ for the elder child compared to the younger child. Second, we cannot reject the hypothesis of independence of the residuals within the families. With regards to "contextual interactions", it appears that sibling characteristics are generally considerably more significant when they are measured relative to those of the child. For example, the net benefit of caregiving is better explained by age and education gap than by absolute age and education level. Third, endogenous interactions seem relevant, but our results reveal cross-effects between endogenous interactions, on the one hand, and contextual effects and correlated effects, on the other hand: the caregiving decision of one child affects directly the net benefit of caregiving of the other child, but its effect depends on the parent and sibling characteristics. Our most unexpected result is the asymmetry of endogenous interactions: the involvement of the younger child appears to increase the net benefit of caregiving for the elder one,

whereas the involvement of the elder child decreases the net benefit of caregiving for the younger one. Social characteristics seem to encourage asymmetry, most probably driven by normative motives. Our results can reflect different expectations in terms of filial duty, according to the birth rank and the gender of each child. Inversely, economic considerations appear to make the reaction to sibling's involvement by the elder and the younger child more symmetric. For example, when the younger child faces more flexible constraints, the elder child's net benefit of caregiving becomes less dependent on the decision of the other child. The better economic conditions of the younger child seem to exempt the older one from his or her heavier filial duty.

Appendix A

Indetermination of the econometric model

For a given vector of characteristics (observed and unobserved) it is possible to determine the set of Nash-equilibria. Three cases are distinguished here. The results for the case of symmetric and negative interactions are reported in figure 1. In this case, both children are subject to a decrease in their net benefit of caring, when the other is involved in caregiving. The case of symmetric, but positive interactions is reported in figure 2 (both children are subject to an increase in their net benefit of caregiving, when the other is involved in caregiving). Figure 3 applies when the elder is subject to positive interactions while the younger is subject to negative interactions (estimation results for model 1 correspond to this case). In each case, the indetermination region appears in white.

Figure 1: Nash equilibria when $\beta_1 < 0$ and $\beta_2 < 0$

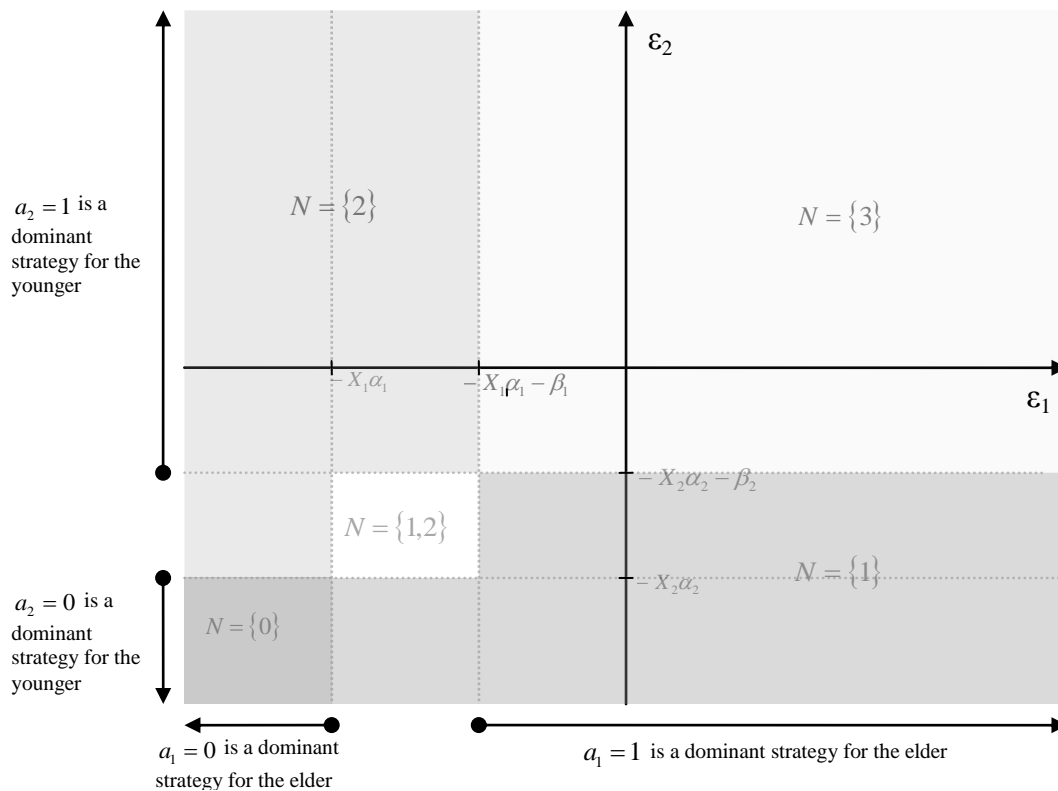


Figure 2: Nash equilibria when $\beta_1 > 0$ and $\beta_2 > 0$

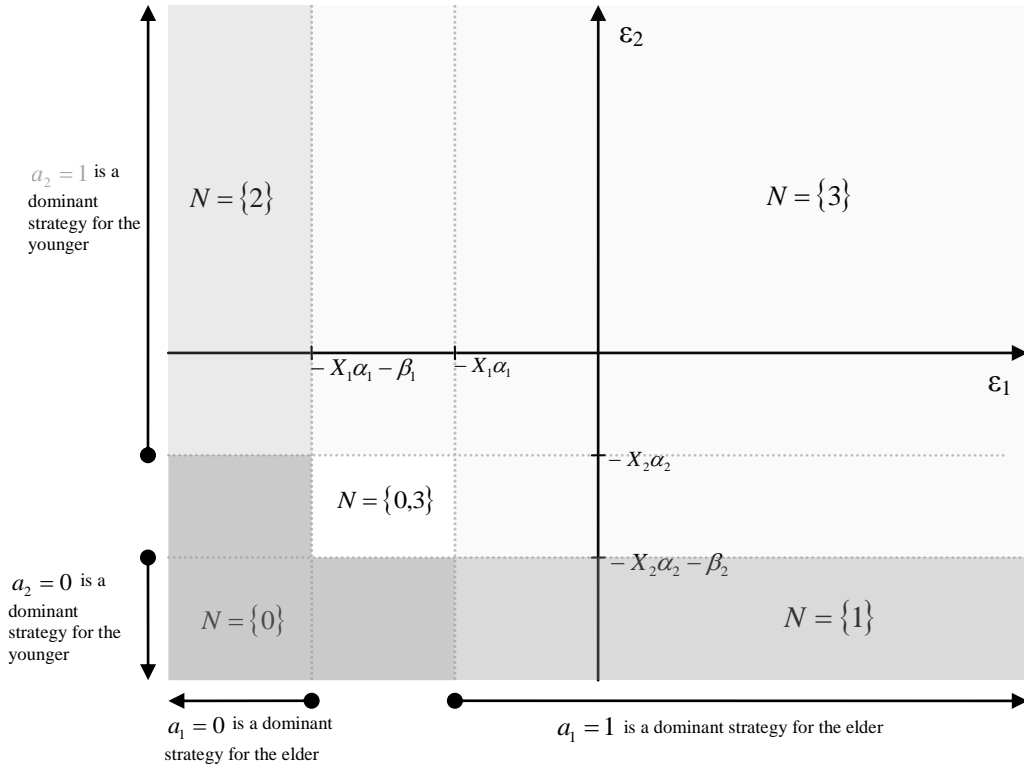
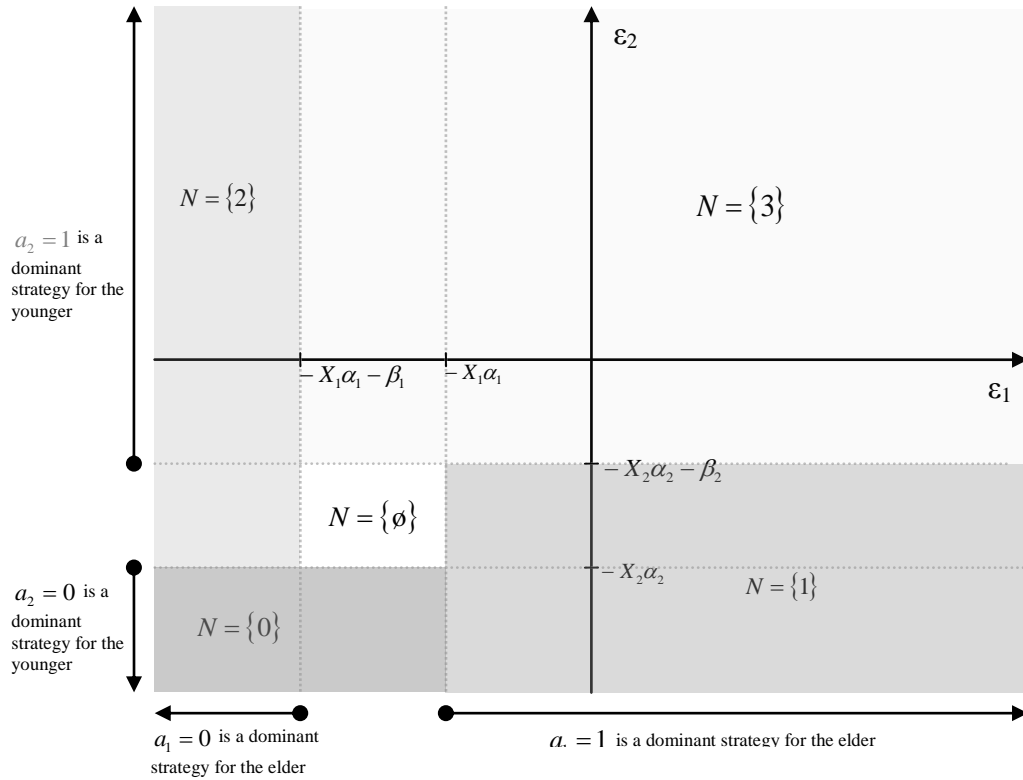


Figure 3: Nash equilibria when $\beta_1 > 0$ and $\beta_2 < 0$



Appendix B

Table IV: Descriptive Statistics by care arrangements

Note: sub-sample size in parentheses.

Lecture: among the 40 elderly living in Germany, 35% does not receive any care from their children, 18% receive

		None is involved (N ₀ =120)	The elder is involved alone (N ₁ =66)	The younger is involved alone (N ₂ =61)	Both are involved (N ₄ =67)
Country	<i>Germany</i> (40)	34%	18%	28%	20%
	<i>Austria</i> (55)	40%	18%	15%	27%
	<i>Denmark</i> (34)	56%	18%	15%	12%
	<i>Spain</i> (48)	21%	27%	27%	25%
	<i>France</i> (29)	38%	17%	21%	24%
	<i>Italy</i> (25)	40%	20%	24%	16%
	<i>Netherland</i> (32)	56%	19%	13%	13%
	<i>Sweden</i> (51)	31%	27%	16%	25%
Parent gender	<i>Man</i> (65)	57%	23%	11%	9%
	<i>Woman</i> (249)	33%	20%	22%	24%
Parent age	<i>[65 ; 74]</i> (78)	58%	14%	17%	12%
	<i>[75 ; 84]</i> (149)	36%	19%	19%	26%
	<i>[85 ; +]</i> (87)	24%	31%	22%	23%
Parent disability	<i>At least one IADL but no ADL</i> (146)	43%	17%	21%	19%
	<i>At least one ADL</i> (168)	34%	24%	18%	23%
Parent income	<i>1st quartile (by country)</i> (93)	42%	23%	16%	19%
	<i>2nd quartile (by country)</i> (90)	33%	17%	17%	33%
	<i>3rd quartile (by country)</i> (68)	38%	22%	25%	15%
	<i>4th quartile (by country)</i> (63)	40%	24%	22%	14%
Parent education level	<i>No completed secondary school</i> (214)	31%	21%	21%	26%
	<i>Completed secondary school</i> (100)	54%	20%	15%	11%
Age gap between children	<i>< 4 years</i> (175)	40%	25%	15%	21%
	<i>≥ 4 years</i> (139)	36%	17%	25%	22%
Sibling gender (elder/younger)	<i>Daughter/Daughter</i> (72)	44%	15%	18%	22%
	<i>Son/Daughter</i> (90)	32%	16%	30%	22%
	<i>Son/Son</i> (72)	51%	22%	13%	14%
	<i>Daughter/Son</i> (80)	28%	31%	15%	26%
Younger age	<i>]- ; 44]</i> (93)	49%	19%	15%	16%
	<i>[45 ; 54]</i> (145)	39%	21%	21%	19%
	<i>[55 ; +]</i> (76)	24%	22%	22%	32%
Elder age	<i>]- ; 49]</i> (94)	48%	21%	12%	19%
	<i>[50 ; 59]</i> (143)	35%	23%	22%	20%
	<i>[59 ; +]</i> (77)	32%	17%	23%	27%
Younger marital status	<i>Married with or without child</i> (278)	41%	23%	19%	18%
	<i>With no spouse no kids</i> (36)	19%	8%	22%	50%
Elder marital status	<i>Married with or without child</i> (281)	40%	19%	21%	20%
	<i>With no spouse no kids</i> (33)	21%	36%	6%	36%
Younger employment status	<i>Currently employed</i> (239)	39%	21%	18%	22%
	<i>Job seeker</i> (11)	18%	45%	18%	18%
	<i>Other</i> (64)	39%	17%	25%	19%
Elder employment status	<i>Currently employed</i> (115)	43%	18%	20%	19%
	<i>Job seeker</i> (17)	41%	24%	24%	12%
	<i>Other</i> (82)	26%	28%	17%	29%
Younger education level	<i>No completed secondary school</i> (107)	33%	21%	27%	21%
	<i>Completed secondary school</i> (207)	44%	22%	15%	19%
Elder education level	<i>No completed secondary school</i> (106)	33%	22%	20%	25%
	<i>Completed secondary school</i> (208)	43%	21%	19%	17%

care from

the elder, 28% receive care from the younger and 20% receive care from both of them.

Appendix C

Table V: Selection rule effect

	$\hat{\beta}_1$	$\hat{\beta}_2$
Endogenous selection rule		
<i>sêl</i> (0, { \emptyset }) = 0.36 ; <i>sêl</i> (1, { \emptyset }) = 0.22 ; <i>sêl</i> (2, { \emptyset }) = 0.22 ; <i>sêl</i> (3, { \emptyset }) = 0.21	1,089 (0,002)	-0,718 (0,049)
Had hoc selection rule		
(i) <i>sel</i> (0, { \emptyset }) = <i>sel</i> (1, { \emptyset }) = <i>sel</i> (2, { \emptyset }) = <i>sel</i> (3, { \emptyset }) = 0.25	1,120 (0,003)	-0,789 (0,036)
(ii) <i>sel</i> (0, { \emptyset }) = 1; <i>sel</i> (1, { \emptyset }) = <i>sel</i> (2, { \emptyset }) = <i>sel</i> (3, { \emptyset }) = 0	0,729 (0,001)	-0,404 (0,162)

P-value are given in parentheses

References

- Andrews, D.W.K. 2001. Testing when a Parameter is on a Boundary of the Maintained Hypothesis. *Econometrica* **69**: 683-734.
- Bjorn PA, Vuong QH. 1985. Simultaneous Equations Models for Dummy Endogenous Variables: A Game Theoretic Formulation with application to Labor Force Participation. Working Paper n°537. Caltech. Pasadena. CA.
- Bommier A. 1995. Peut-on compter sur ses enfants pour assurer ses vieux jours? L'exemple de la Malaisie. *Economie et Prévision* **121** :75-86
- Borsch-Supan A, Brugiavini A, Jürges H, Mackenbach J, Siegrist J, Weber G. 2005. Health, Ageing and Retirement in Europe: First Results from the Survey of Health, Ageing and Retirement in Europe, Mannheim: MEA.
- Brock WA, Durlauf NA. 2001. Interactions-based models. in Handbook of Econometrics. Vol. 5. Heckman JJ, Laamer E (eds). North-Holland. Amsterdam. 3297-3380.
- Byrne D, Goeree MS, Hiedemann B, Stern S. 2007. Formal Home Health Care, Informal Care, and Family Decision Making. Working paper
- Checkovich T, Stern S. 2002. Shared Caregiving Responsibilities of Adult Siblings with Elderly Parents. *Journal of Human Resources* **37(3)**: 441-478.
- Engers M, Stern S. 2002. Long-Term Care and Family Bargaining. *International Economic Review* **43(1)**: 73-114
- Fontaine R, Gramain A, Wittwer J. 2007. Les configurations d'aide familiales mobilisées autour des personnes âgées dépendantes en Europe. *Economie et Statistique* **403-404**: 97-115.
- Gouriéroux C, Holly A, Monfort A. 1982. Likelihood Ratio Tests, Wald Tests, and Kuhn-Tucker Test in Linear Models with Inequality Constraints on the Regression Parameters, *Econometrica* **50**: 63-80.
- Heckman J. 1978. Dummy endogenous variables in a simultaneous equation system. *Econometrica* **46**: 931-959.
- Hiedemann B, Stern S. 1999. Strategic play among members when making long-term care decisions. *Journal of Economic Behavior & Organization* **40(1)**: 29-57.
- Jellal M, Wolff FC. 2002. [Aides aux parents âgés et allocation intra-familiale](#). *Revue Économique* **53(4)**: 863-885.
- Konrad KA, Robledo JR. 2002. Geography of the family. *American Economic Review* **92(4)**: 981-998.

- Kooreman P. 1994. Estimation of Econometric Models of Some Discrete Games. *Journal of Applied Econometrics* **9**: 255-268.
- Krauth BV. 2006. Simulation-based estimation of peer effects. *Journal of Econometrics* **133**: 243-271.
- Maddala GS. 1983. Limited-Dependent and Qualitative Variables in Econometrics. *Econometric Society Monographs in Quantitative Economics*. Cambridge University Press.
- Manski CF. 2000. Economic Analysis of Social Interactions. *Journal of Economic Perspectives* **14(3)**: 115-136.
- Pezzin LE, Pollak RA, Schone BS. 2006. Efficiency in Family Bargaining: Living Arrangements and Caregiving Decisions of Adult Children and Disabled Elderly Parents. *NBER Working Paper* N° 12358.
- Soetevent AR, Kooreman P. 2007. A discrete-choice model with social interactions: with an application to high school teen behaviour. *Journal of Applied Econometrics* **22**: 599-624
- Stern S. 1995. Estimating Family Long-Term Care Decisions in the Presence of Endogenous Child Characteristics. *Journal of Human Resources* **30(3)**: 581-580.
- Tamer E. 2003. Incomplete Simultaneous Discrete Response Model with Multiple Equilibria. *Review of Economic Studies* **70(1)**: 147-165.
- Wolff FC. 2006. Les transferts ascendants au Bangladesh : une décision familiale. *L'actualité économique* **82(1-2)**.